



lumini Solucoes em Iluminacao LTDA
www.lumini.com.br
Email:laboratorio@lumini.com.br
Tel:+55 11 3437-5555 Fax:+55 11 3437-5555
Address:Rua Ferreira Viana, 716 - Socorro - São Paulo/SP

lumini

LumCAT:

Luminaire: super track concentra 30 serie 2 fa

LampCAT: modulo led 8W 30K irc 90

Ballast type:

Report No:

Voltage(V): 127.0000

Test No:

Current(A): 0.0730

Number of Lamps: 1

Power (W): 9.2400

Lamp flux(lm): 1060.0

PF: 0.9900

Length(mm): 250

Width(mm): 25

Phm Type: C

Height(mm): 0

Photometric Results

Lumens(lm): 656.43, Efficiency(%): 61.93% , Luminous Efficacy(lm/W): 71.04

Central intensity(cd): 1101.600, Maximum intensity(cd): 1101.600

Angle of maximum intensity: C=0.0 γ =0.0

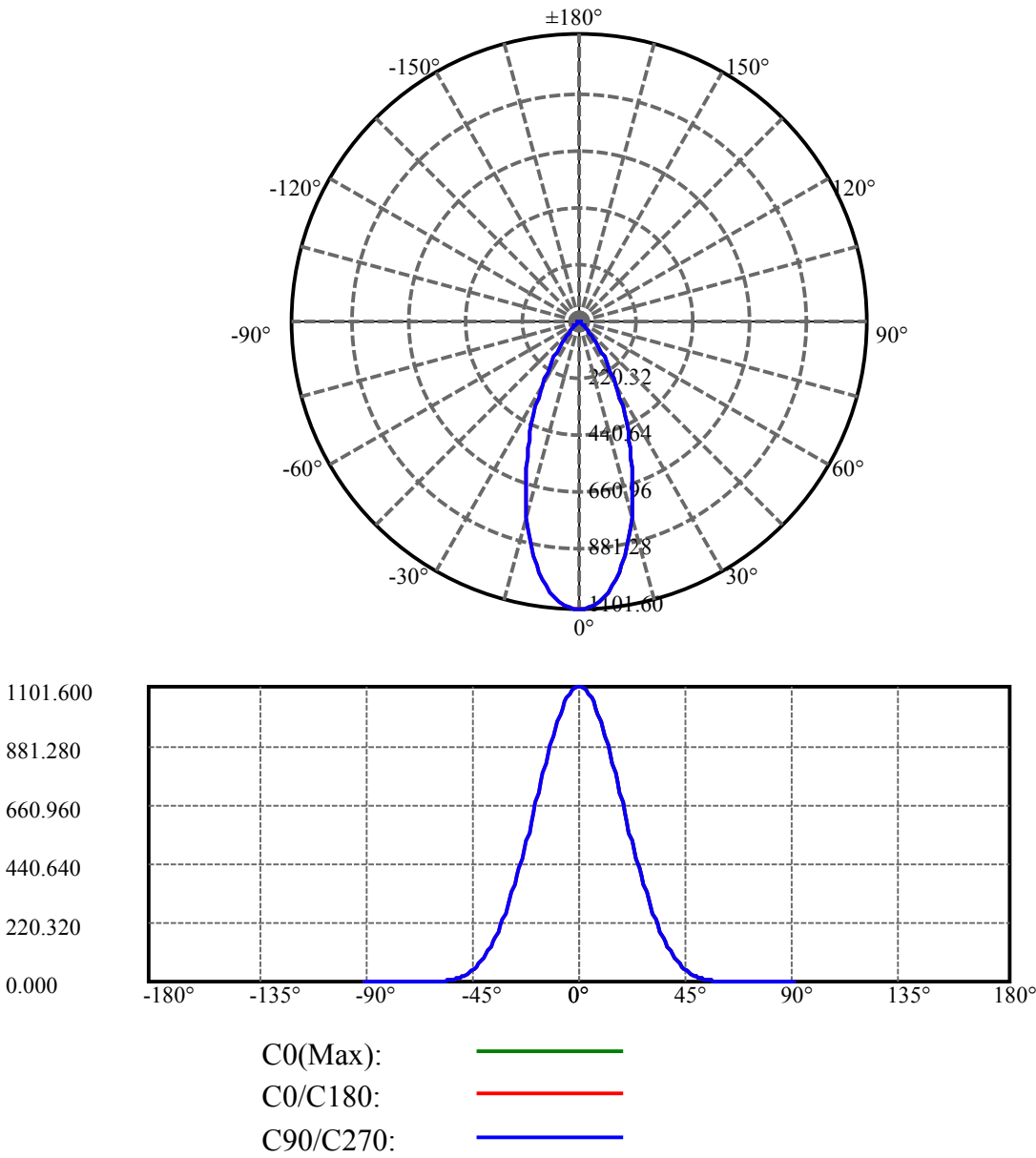
Beam angle of C0 plane : 42.42

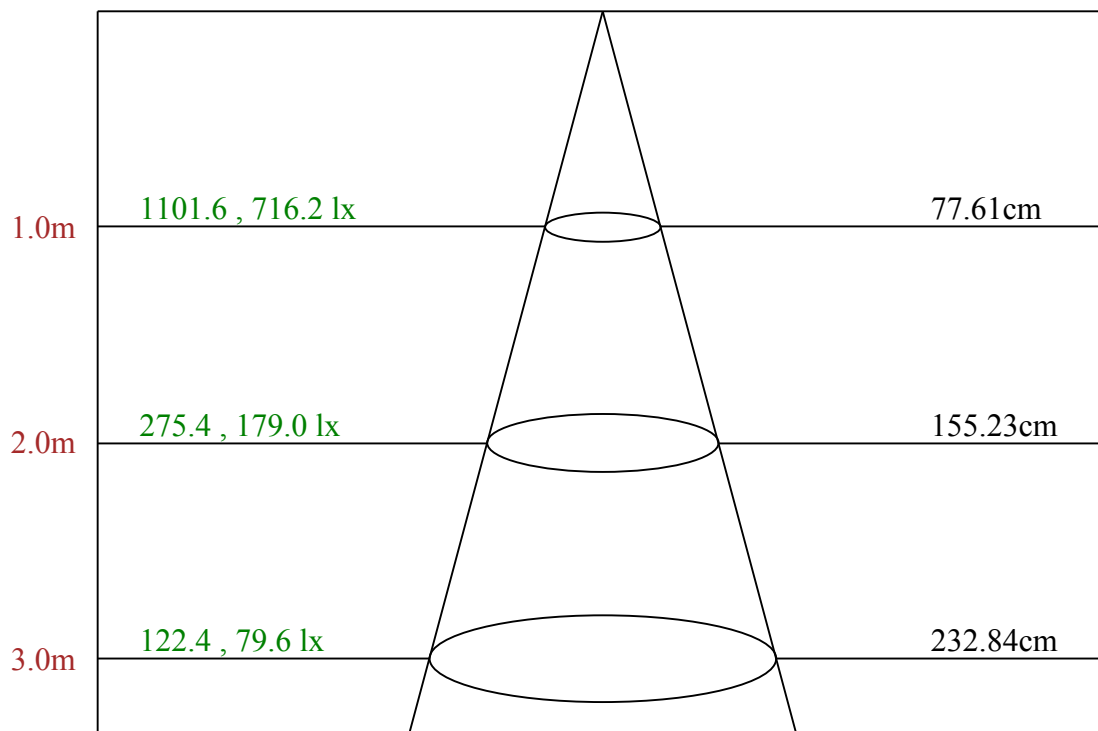
Aveage BeamAngle(IEC 61341):42.42

Equipment: equipamento lumini
Temperature(°C): 25.5

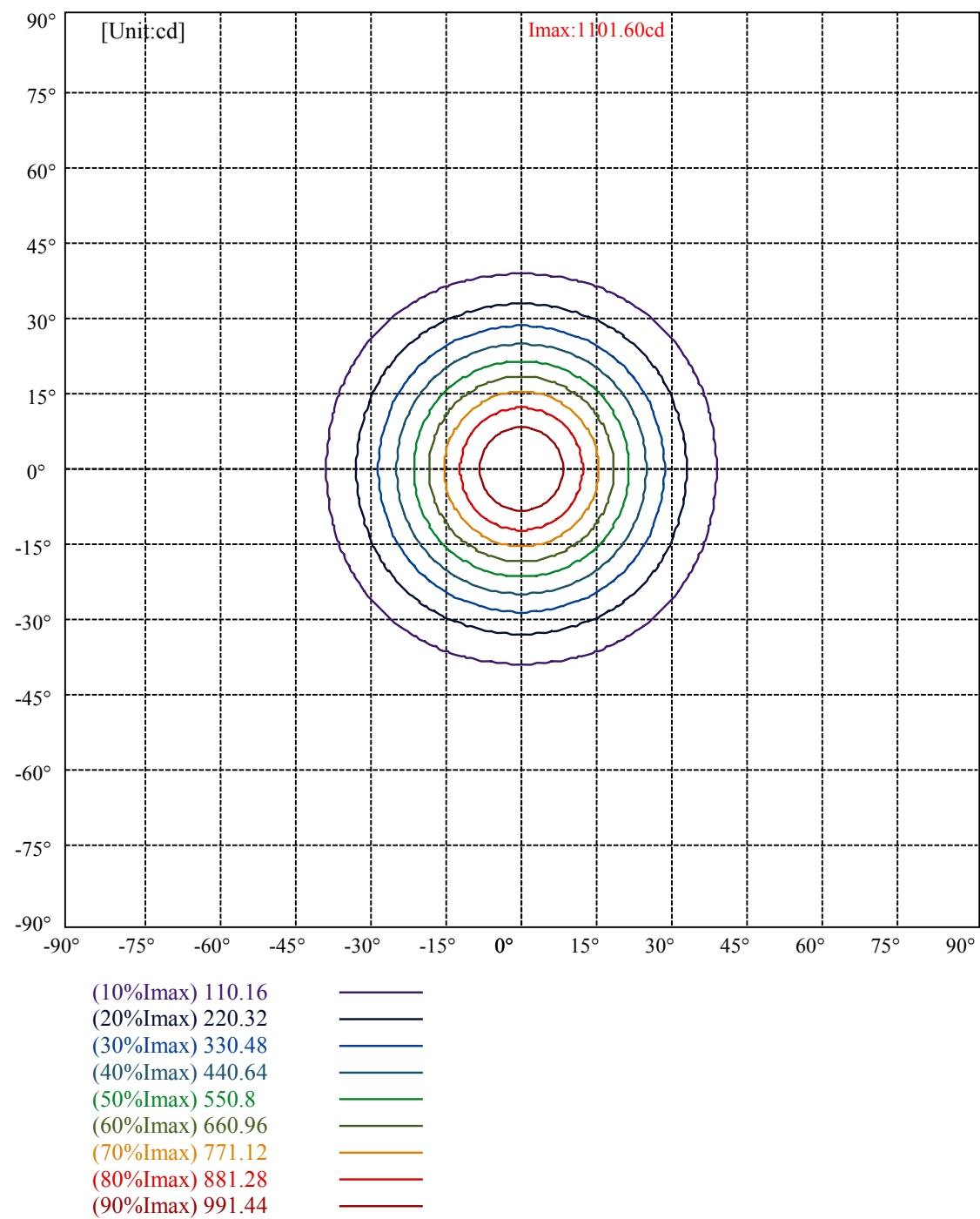
Date: 8/22/2024
Humidity(%): 55.0%

Operator: 01
Distance(m): 6.90





Max , Ave Beam angle of C0 plane 42.42



lumini

Luminance Limiting Curve(no luminous side)

Appendix Page: 5 Total:6

Luminance Table

γ	45	50	55	60	65	70	75	80	85
C0	9316	4169	1009	548	599	746	971	1459	2862
C45	9316	4169	1009	548	599	746	971	1459	2862
C90	9316	4169	1009	548	599	746	971	1459	2862

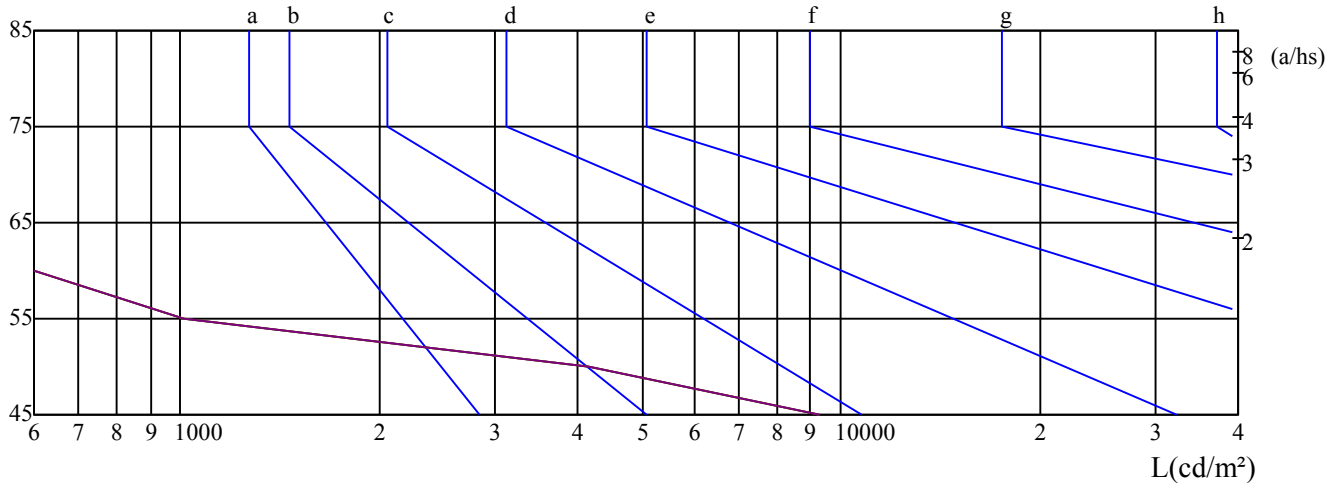
L(Hor)(65)	L(Ver)(65)	L45(65)	L(Hor)(75)	L(Ver)(75)	L45(75)	L(Hor)(85)	L(Ver)(85)	L45(85)
599	599	599	971	971	971	2862	2862	2862

Glare Table

Glare	Quality	Service Values Illuminance(lx)							
1.15	A	2000	1000	500	≤ 300				
1.5	B		2000	1000	500	≤ 300			
1.85	C			2000	1000	500	≤ 300		
2.2	D				2000	1000	500	≤ 300	
2.55	E					2000	1000	500	≤ 300
		a	b	c	d	e	f	g	h

Luminance Limiting Curve

$\gamma(^{\circ})$



C0 —

C45 —

C90 —

Equipment: equipamento lumini
Temperature($^{\circ}$ C): 25.5

Date: 8/22/2024
Humidity(%): 55.0%

Operator: 01
Distance(m): 6.90

Illumination assessment according UGR											
Rf of Ceiling	70	70	50	50	30	70	70	50	50	30	
Rf of Wall	50	30	50	30	30	50	30	50	30	30	
Rf of Floor	20	20	20	20	20	20	20	20	20	20	
Room dimensions		Viewed crosswise					Viewed endwise				
X	Y										
2H	2H	15.33	16.30	15.69	16.61	16.93	15.57	16.54	15.93	16.85	17.16
	3H	15.14	16.00	15.53	16.34	16.68	15.38	16.24	15.77	16.58	16.92
	4H	15.06	15.85	15.46	16.21	16.58	15.30	16.09	15.70	16.45	16.82
	6H	15.02	15.74	15.44	16.12	16.52	15.26	15.99	15.68	16.36	16.76
	8H	14.98	15.68	15.41	16.06	16.47	15.23	15.93	15.65	16.31	16.72
	12H	14.98	15.64	15.41	16.03	16.45	15.24	15.89	15.66	16.29	16.70
4H	2H	15.02	15.82	15.43	16.17	16.54	15.26	16.05	15.66	16.41	16.78
	3H	14.81	15.47	15.24	15.87	16.29	15.05	15.71	15.47	16.10	16.52
	4H	14.77	15.34	15.21	15.77	16.22	15.01	15.58	15.45	16.01	16.46
	6H	14.72	15.22	15.19	15.67	16.13	14.96	15.47	15.43	15.92	16.37
	8H	14.74	15.20	15.22	15.66	16.14	14.99	15.45	15.47	15.91	16.39
	12H	14.81	15.24	15.30	15.70	16.22	15.07	15.50	15.56	15.96	16.48
8H	4H	14.60	15.06	15.08	15.52	16.00	14.83	15.30	15.32	15.76	16.23
	6H	14.58	14.96	15.08	15.44	15.95	14.82	15.20	15.32	15.68	16.19
	8H	14.69	15.01	15.23	15.54	16.03	14.94	15.26	15.48	15.79	16.28
	12H	14.86	15.11	15.40	15.62	16.15	15.12	15.37	15.66	15.88	16.41
12H	4H	14.56	14.99	15.05	15.44	15.96	14.79	15.22	15.28	15.67	16.19
	6H	14.59	14.91	15.13	15.44	15.93	14.83	15.15	15.37	15.67	16.17
	8H	14.70	14.95	15.24	15.47	15.99	14.95	15.19	15.49	15.71	16.23
Variation with the observer position at spacings:											
S = 1.0H		4.5/-11.5					4.5/-11.5				
S = 1.5H		7.1/-10.0					7.1/-10.0				
S = 2.0H		9.0/-8.6					9.0/-8.6				
Standard tables:		BK0					BK0				
Uncorrected UGR		-3.3					-3.3				

依据CIE Publ. 117 计算 UGR, S/H = 0.25